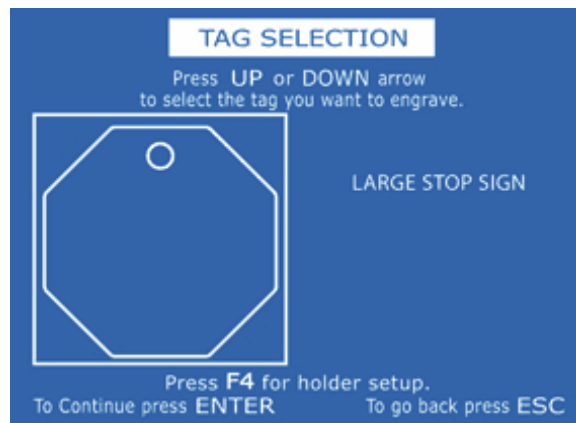


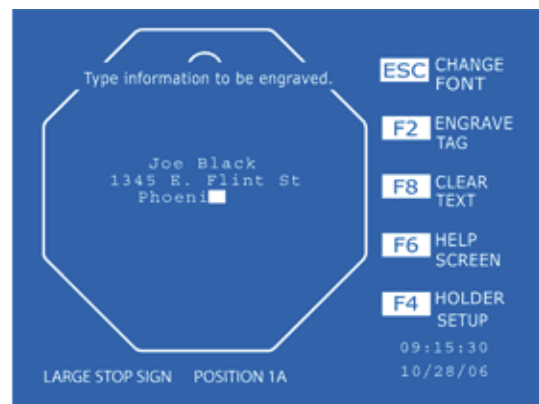
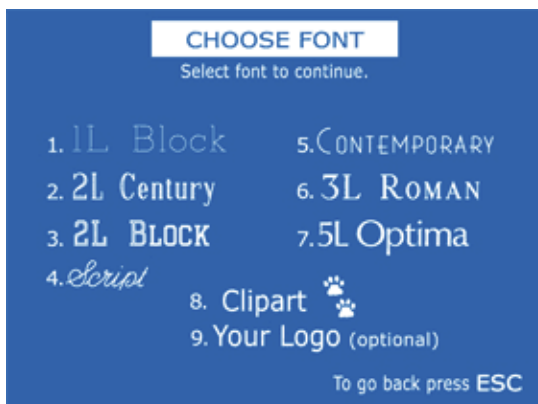


The iMARC Pet Tag Engraver is SO easy to operate that virtually anyone can use it..... not just trained store personnel.

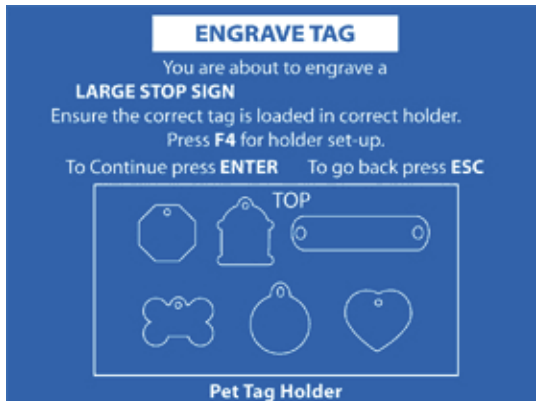
First, tell the iMARC which tag you chose to engrave.



Next, choose a font and type the information you want to appear on the tag.



**Then, place the tag in the corresponding iMARC tag holder and check the text that shows on the screen for accuracy.  
Hit Enter when ready.**



**The iMARC pulls the tag in and engraves the tag.  
(most tags take only seconds to finish engraving)**



**The iMARC extends the tag holder for you to remove your finished tag.**



**It's that easy!**  
**Now you have the option of engraving the back side of the tag, duplicating the last tag, or engraving a new tag.**

